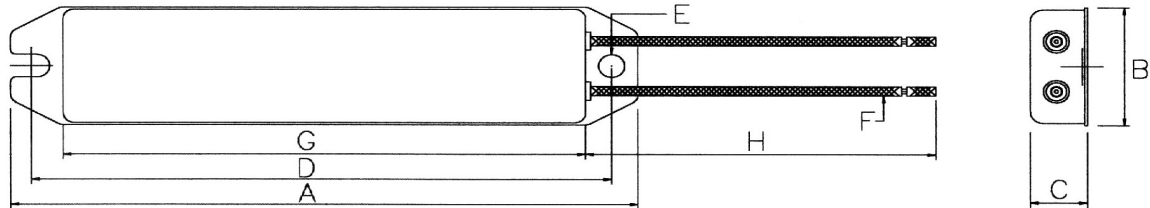




AL 系列電阻器

鋁殼電阻器、係由彈簧合金電阻體與成形鋁殼之組合，經高溫陽極處理後，再以特殊不燃性耐水泥充填，待陰乾、再藉由高溫處理固定絕緣而成。由於整個電阻器都被耐熱水泥充填固定，不怕外來之機械力量與塵埃環境，不但功率大且堅固、耐震、散熱良好，電阻溫度係數小、呈直線變化，其變通性佳多重組合選擇、更方便使用者安裝。適用於產業機械、負載測試、電力分配、儀器設備、自動控制裝置...等，若需特殊規格型式，請與我們討論。

ASQ /ASB/ASS TYPE 40W-220W 電力型鋁殼線繞電阻器

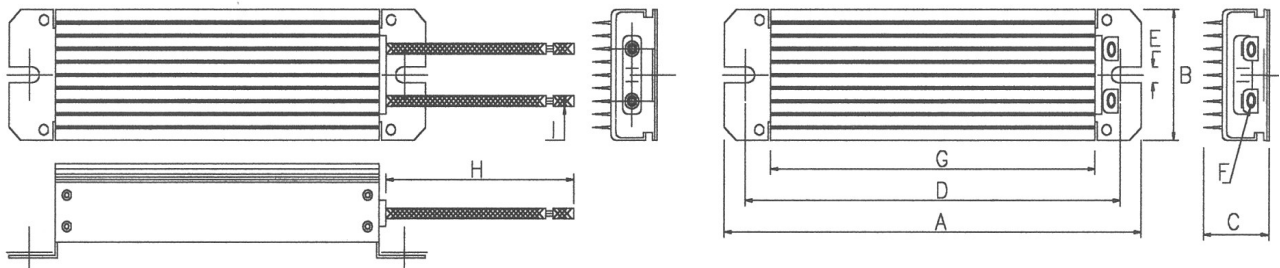


POWER RATING	DIMENSIONS 寸法 (m/m)									RESISTANCE RANGE (Ω)
	A	B	C	D	E	F	G	H	Weight	
ASQ 60W	100	30	13	90	5	0.75mm ²	75	400	75/g	2-2K Ω
ASQ 80W	150	34	21	140	4.5	0.75mm ²	125	400	170/g	3-2.5K Ω
ASQ 120W	182	42	21	166	6	0.75mm ²	150	400	230/g	4-4K Ω
ASQ 220W	230	63	18	215	6	0.75mm ²	200	400	490/g	6-5K Ω
ASB 80W	150	34	13	140	4.5	0.75mm ²	125	400	140/g	3-2.5K Ω
ASB 120W	182	42	13	166	6	0.75mm ²	150	400	190/g	4-4K Ω
ASS 40W	90	30	9	80	5	0.75mm ²	70	400	47/g	2-2K Ω
ASS 60W	110	30	9	100	5	0.75mm ²	90	400	50/g	3-2.5K Ω
ASS 80W	130	30	9	120	4.5	0.75mm ²	110	400	100/g	4-3K Ω

PERFORMANCE SPECIFICATIONS

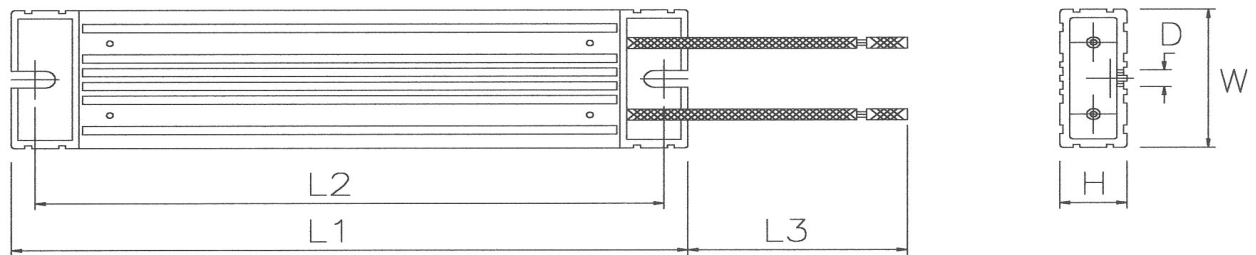
項目 TEST ITEM	試驗方法 TEST METHODS	性能 CHARACTERISTICS	Remark
電阻值容許誤差 Resistance tolerance	JIS-C-5202 5-1	Tolerance resistance $\pm 10\%$ (K)	
電阻溫度特性 Temperature coefficient	JIS-C-5202 5-2	± 200 PPM/ $^{\circ}$ C MAX	ETC
定格負荷 Power rating load	JIS-C-5202 5-4	$\Delta R/R \leq \pm (0.5\% + 0.1\Omega)$ Surface temperature up 350 $^{\circ}$ C MAX	
短時間過負荷 Short-term overload	JIS-C-5202 5-5 1000% rated power 5 seconds	Free of appearance or structural irregularity $\Delta R/R \leq \pm (2\% + 0.1\Omega)$	
絕緣抵抗 Insulation resistance	JIS-C-5202 5-6 1000VDC	100M Ω min	ETC
耐電壓 Dielectric withstanding voltage	JIS-C-5202 5-7 2000VDC 1 minute	Free of appearance or structural irregularity $\Delta R/R \leq \pm (0.1\% + 0.05\Omega)$	ETC
端子強度 Terminal strength	JIS-C-5202 6-1 8kg 30 seconds	Free of appearance or structural irregularity	ETC
電阻器強度 Resistor strength	JIS-C-5202 6-2 30kg 30 seconds	Free of appearance or structural irregularity	ETC
耐振性 Vibration	JIS-C-5202 6-3 1.5m/m 10 ~ 50 ~ 10 Hz/min X-Y-Z 2 hours each	Free of appearance or structural irregularity $\Delta R/R \leq \pm (1\% + 0.05\Omega)$	ETC
熱衝擊 Thermal shock	JIS-C-5202 7-3 Room temp 30 minutes ON-55 $^{\circ}$ C 15 minutes OFF	Resistor free of structural irregularity Crack of silicon cement surface $\Delta R/R \leq \pm (2\% + 0.1\Omega)$	
耐濕性 Humidity	JIS-C-5202 7-5 40 $^{\circ}$ C 90%RH 240 hours	Free of appearance or structural irregularity $\Delta R/R \leq \pm (3\% + 0.1\Omega)$	ETC
耐久性 Load life	JIS-C-5202 7-10 90 minutes ON - 30 minutes OFF 500 hours	Free of appearance or structural irregularity Discoloration of marking $\Delta R/R \leq \pm (3\% + 0.1\Omega)$	
難燃性 Flame retardation	JIS-C-5202 7-13-3-2 100% - 600% rated power load	US UL-94 flame retardation test V-0 grade noncombustible	
備註 REMARKS	1. Items noted with ETC were tested by Taiwan Electronic Testing Center as shown in report No.ET89T-03-086-C00. 2. Resistance and resistance tolerance were tested in-house with micro resistance meter. 3. Resistor coating refers to UL-certified data provided by supplier.		

ASH TYPE 200W-1000W 電力型鋁殼線繞電阻器



POWER RATING	DIMENSIONS 寸法(m/m)										RESISTANCE RANGE (Ω)
	A	B	C	D	E	F	G	H	I	Weight	
200W	200	65	45	185	6	M5×8mm	160	300	2mm ²	725/g	2 - 6.0K Ω
300W	240	65	45	225	6	M5×8mm	200	300	2mm ²	890/g	3 - 7.0K Ω
400W	280	65	45	265	6	M5×8mm	240	300	2mm ²	1050/9	4 - 8.0K Ω
500W	320	65	45	305	6	M5×8mm	280	300	2mm ²	1170/g	5 - 9.0K Ω
600W	360	65	45	345	6	M5×8mm	320	300	2mm ²	1295/g	6 - 10K Ω
800W	440	65	45	425	6	M5×8mm	400	300	2mm ²	1650/g	8 - 10K Ω
1000W	520	65	45	505	6	M5×8mm	480	300	2mm ²	1935/g	10 - 10K Ω

ASZ TYPE 60W-1000W 電力型鋁殼線繞電阻器



POWER RATING	DIMENSIONS 寸法(m/m)							RESISTANCE RANGE (Ω)
	W±1	H±1	L1±2	L2±2	D±0.5	L3±10	Weight	
60W	40	20	115	100	5.2	200	165/g	2-2K Ω
80W	40	20	140	125	5.2	200	190/g	3-2.5K Ω
100W	40	20	165	150	5.2	200	225/g	3-3K Ω
120W	40	20	190	175	5.2	200	275/g	4-4K Ω
150W	40	20	215	200	5.2	200	310/g	4-5K Ω
200W	60	30	165	150	5.2	300	500/g	5-6K Ω
300W	60	30	215	200	5.2	300	675/g	6-7K Ω
400W	60	30	265	250	5.2	300	850/g	7-8K Ω
600W	60	30	335	320	5.2	300	1070/g	8-9K Ω
800W	60	30	400	385	5.2	300	1250/g	9-10K Ω
1000W	100	50	400	385	5.2	300		10-11K Ω

訂貨方式

ASH	400W	20 Ω	J	N	O
↓	↓	↓	↓	↓	↓
成品類別	額定電力(w)	阻抗值(Ω)	容許誤差	組合方式	產品屬性
ASQ type	60W~200W	表示阻抗值	J = 阻值誤差 ±5% K = 阻值誤差 ±10%	N ~ 無固定架	A ~ 特殊要求 O ~ 一般規格
ASB type	80W~120W				
ASS type	40W~80W				
ASZ type	60W~1000W				
ASH type	200W~1000W				