

REV.	Description	Date
S00	SPEC ISSUE	13/05/02

<p>THESE DRAWINGS AND SPECIFICATIONS ARE THE PROPERTY OF RUIXU LIGHTING CORP. AND SHALL NOT BE REPRODUCED OR USED AS THE BASIS FOR THE MANUFACTURE OR SELL OF APPARATUSES OR DEVICES WITHOUT PERMISSION.</p>				DESCRIPTION :	
				MODEL NO. :	
Date	Drawn	Design (EE)	Design (ME)	DOCUMENT NAME. :	REV.
					S00



1. ELECTRICAL

	min	typ	Max	unit
Input Voltage	90	100~240	264	V
Power Factor	0.88	0.90	0.99	----
Frequency	47	50~60	63	Hz
Input Current	----	----	0.22	A
Input Power Rating	18.5	20	21.5	Watt
Efficiency	----	85	----	%

				DESCRIPTION :	
THESE DRAWINGS AND SPECIFICATIONS ARE THE PROPERTY OF RUIXU LIGHTING CORP. AND SHALL NOT BE REPRODUCED OR USED AS THE BASIS FOR THE MANUFACTURE OR SELL OF APPARATUSES OR DEVICES WITHOUT PERMISSION.				MODEL NO. :	
Date	Drawn	Design (EE)	Design (ME)	DOCUMENT NAME. :	
					REV. S00

## 2. ENVIRONMENTAL REQUIREMENTS

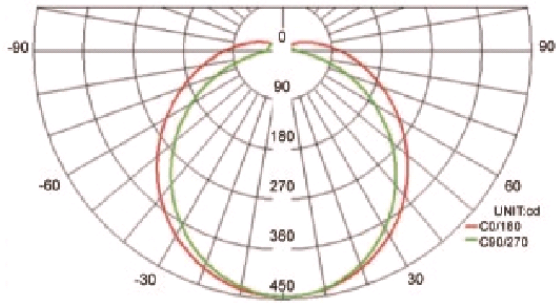
	min	typ	Max	unit
TEMPERATURE				
Operating	0	----	40	°C
Non-Operating	-20	----	80	°C
HUMIDITY				
Operating	5	----	95	%
Non-Operating	5	----	95	%
ALTITUDE (40°C maximum ambient air temperature)				
Operating	----	----	5,000	feet
Non-Operating	----	----	50,000	feet

## 3. PERFORMANCE

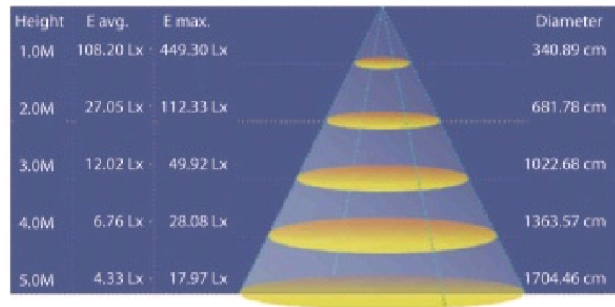
	min	typ	max	unit
LUMEN	----	2000	----	Lm
CCT	5300	5700	6100	°C
CRI	----	70	----	%
BEAM ANGLE	----	120	---	%
SOCKET	G13			

				DESCRIPTION :	
THESE DRAWINGS AND SPECIFICATIONS ARE THE PROPERTY OF RUIXU LIGHTING CORP. AND SHALL NOT BE REPRODUCED OR USED AS THE BASIS FOR THE MANUFACTURE OR SELL OF APPARATUSES OR DEVICES WITHOUT PERMISSION.				MODEL NO. :	
Date	Drawn	Design (EE)	Design (ME)	DOCUMENT NAME. :	
				REV. S00	

**Polar Luminous Intensity Distribution**



**AAI Figure**



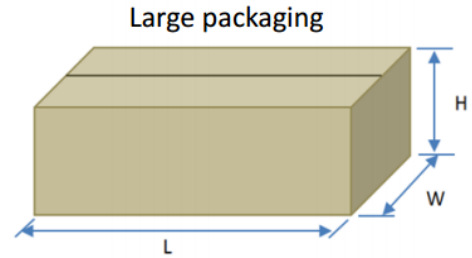
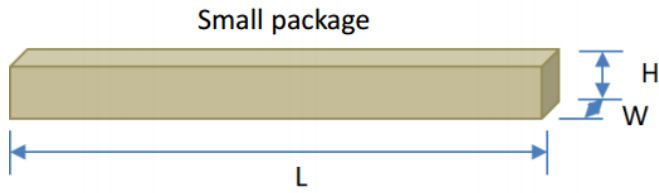
#### 4. MECHANICAL



PART NAME	MATERIAL
MASK	ALUMINUM
HEAT-SINK	PC 94-V2
SOCKET	PC 94-V2
PIN	Cu +Ni

				DESCRIPTION :	
THESE DRAWINGS AND SPECIFICATIONS ARE THE PROPERTY OF RUIXU LIGHTING CORP. AND SHALL NOT BE REPRODUCED OR USED AS THE BASIS FOR THE MANUFACTURE OR SELL OF APPARATUSES OR DEVICES WITHOUT PERMISSION.				MODEL NO. :	
Date	Drawn	Design (EE)	Design (ME)	DOCUMENT NAME. :	
				REV. S00	

## 5. PACKAGE



	L	W	H	unit
SMALL PACKAGE	1250	34	34	mm
WEIGHT	400			g
QTY	1			
LARGE PACKAGE	1262	240	170	mm
WEIGHT	10			kg
QTY	24			

				DESCRIPTION :	
THESE DRAWINGS AND SPECIFICATIONS ARE THE PROPERTY OF RUIXU LIGHTING CORP. AND SHALL NOT BE REPRODUCED OR USED AS THE BASIS FOR THE MANUFACTURE OR SELL OF APPARATUSES OR DEVICES WITHOUT PERMISSION.				MODEL NO. :	
Date	Drawn	Design (EE)	Design (ME)	DOCUMENT NAME. :	
				REV. S00	

File Name:

SHEET 5 OF 5